

Teaching Unit

Same - Sex Love and Marriage

For discussing
LGBTQ+ topics in primary schools
with the book King & King.



This teaching unit was developed in connection with a Bachelor thesis on LGBTQ+ issues in primary school.

by Tim Meier, tim.meier96@gmail.com
Bachelor of Arts in Product and Industrial Design
Specialisation in Design Management

Lucerne University of Applied Sciences and Arts

Mentor:
Dr. Guillermina Noël

Design title page: Tim Meier

May, 2021

This teaching unit contains ideas and suggestions that have been developed through collaboration with various teachers.

A big thank you to all the teachers who participated in the co-design workshops.

Table of Contents

I. The Book

II. Introduction 1

III. Introduction 2

IV. Painting

V. Discussion

VI. Memory Game

VII. PowerPoint

VIII. Information for EC 1

VIV. Information for EC 2

X. Appendix

Instructions

The lesson always has the same structure. An activity is presented, what is needed and how long the activity will take. The time is approximate and can vary.

The activities can be adapted and used according to the teacher's needs and the students' comprehension skills.

The content of the activities is mostly adapted to the lower school, but can of course also be used at other levels.

SD = Students

EC = Educator/Teacher

NMG = Natur, Mensch, Gesellschaft which translates to Nature, Human, Society

I. The Book

The teaching unit is based on the following children's book:



Blurb:

„Once upon a time there was a crown prince who just didn't want to get married. But of course that's not possible. If a crown prince is to become a king, he must be married. And so the old queen, who was finally going to retire, set out to find someone who would suit her son...“

Authors:

Linda de Haan & Stern Nijland

Publisher:

Gerstenberg

Age Recommendation:

4 years and up

Content:

The queen wants to marry her son off to a princess so that she can finally retire and the prince can become king. The queen calls princesses from all countries to introduce them to her son. The prince is not enthusiastic about any of the princesses until the princess Liebegunde enters the castle. It is love at first sight and the prince falls in love immediately, for the princess did not come alone but with her brother Prince Lee. So the prince does not fall in love with the princess Liebegunde, but with her brother Prince Lee. The two marry and rule their country as king and king.

II. Introduction 1



Activity:

Read the book aloud, work out questions

Preparation:

Buy book, embedding in timetable

Duration:

20-35 minutes, depending on discussion time

Activity:

The book is read aloud in class by the teacher or pupils read the book aloud.

During the course of the story, the teacher can ask questions during the story:

„When I was your age, I had already been married twice!“

EC: Can respond to the queen's behaviour and ask the pupils if they think it is fair or how they would feel in this situation.

„The queen and her son were quite perplexed.“

EC: Which princess did you like? Which one do you think the prince will want to marry? How do you fall in love?

Here the teacher ends the lecture. The teacher can ask the pupils to tell the story in their own words to consolidate their understanding of the story.

The teacher can tell the students that next time they will find out who the prince will marry. The teacher can also tell the story in one piece, depending on the comprehension of the pupils.

End activity.

Think - Pair - Share

For discussions with pupils the following procedure can be used

1. Give the students time to think
2. Students are allowed to exchange ideas, e.g. in pairs
3. Students tell the class what they have discussed.

III. Introduction 2



Activity:

Read the book aloud, work out questions

Preparation:

Buy book, embedding in timetable

Duration:

20-35 minutes, depending on discussion time

Activity:

The continuation of the story. The EC recapitulates what has happened so far. The teacher can also ask if the pupils can remember the different princesses.

The teacher can ask questions in the course of the story:

„It was love at first sight.“

EC: Make sure that all pupils look at the picture carefully and observe what is happening in this scene.

Possibly have them describe the scene - what do you see?

Who has arrived here?

„What a handsome prince!“

(the second time by Prince Lee)

EC: What happened here?

„And everyone lived happily ever after.“

EC: Ask the students what they think of the story. Respond to pupils if they make a negative comment, e.g. with

„why do you think that?“. Explain to the pupils that there are different kinds of love.

End activity.

**Think
Pair
Share**

IV. Discussion



Activity:

Discussing, talking to each other.

Preparation:

Buy book, embedding in timetable

Duration:

20-30 minutes, depending on discussion time

Activity:

The teacher activates a discussion group with the students related to the book King & King.

„What did you like best about the book? Why?“

„What do you think? Does this exist in reality?“

„Can two men or two women love each other?“

„Are there also princesses who would rather marry another princess instead of a prince?“

„Can a man marry another man, or a woman marry another woman in Switzerland?“

Etc.

EC: The questions can be adapted. Important: Be open to the students' answers and ask them why they think so.

Especially if negative comments are made.

Explain the topic as factually and informatively as possible.

EC: Ask what the pupils take away from this discussion and draw a conclusion: e.g. you can love whoever you want, love is love, etc.

→ **Connection to Memory Game**

**Think
Pair
Share**

V. Painting

Activity:

Creative unit to process the story pictorially.

Preparation:

Utensils for painting, white paper in any format. The larger the better, so that the pupils do not feel restricted or depending on the time available.

Duration:

+/- 45 minutes drawing + 20 minutes exchange

Activity:

The teacher reminds the pupils of the book: King & King. The students are asked to draw their own kingdom with castle and royal family. They are free to draw themselves or to create something from their imagination.

Afterwards, the artworks are discussed in a circle and each student can briefly tell what was drawn.

The teacher can always ask: „And what is that, why did you draw that? - To activate the students to tell more about their drawings.

This activity serves to give the pupils the opportunity to reflect on the story while letting their creativity run free.




VI. Memory Game

Activity:

Discover the theme of love through playing with the memory game „I ha di gärn“ (I likee you)

Preparation:

Print out the memory on both sides (preferably on thick sheets), cut out the playing cards and laminate them, Set the location for the students to play.



Duration:

15 - 20 Minutes


Activity:

The pupils are given the task of playing a memory game. This can be done in different groups or all together.


The teacher clarifies questions from the students and can go into the different characters of the memory game.




Green Couple:
Heterosexual



Blue Couple:
Heterosexual




Beige:
Friendship



Light green:
Rainbow Family




White Couple:
Lesbian




Light blue Couple:
Gay




Black:
Friendship




Red Couple:
Heterosexual



Yellow Couple:
Gay



Pink Couple:
Heterosexual



Orange:
Family



Violet Couple:
Heterosexual

VII. PowerPoint

Activity:

Introduce the topic of love to the pupils with the help of visual aids.

Preparation:

Powerpoint download via www.tim-meier.com or PDF version in the appendix, teaching notes

Duration:

30 Minutes

Activity:

The teacher opens the PowerPoint on the topic „i ha di gärn“ (I like you).
The teacher leads through the presentation and asks the pupils questions.





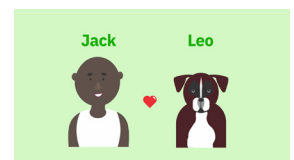


„Who do you like and why?“

„Why do you like this person?“

„What do you do for friend and family you like?“

Think
Pair
Share

The teacher can draw a conclusion or ask the pupils what they learn/ take away from it. The conclusion could be, for example, that love has no limits or that „love is love“ , that love exists in many different variations, etc.



VIII. Information for EC 1

Online Book Video:

Two students read and respond to the book King & King and discuss what they think about it.

Link: <https://youtu.be/SMeQidGDKEU>



Why this book?

The book offers a humorous story told in a simple and understandable way. King & King is a good start to address the issue of same-sex love and marriage.

Can I do anything wrong as a teacher?

Generally not, as long as the topic is discussed openly, informatively and factually. Depending on the need, parents can be informed about the lesson.

LGBTQ+ is an English acronym meaning Lesbian, Gay, Bisexual, Transgender, Queer, Plus + (including other sexualities and genders).

Queer was once a slur for homosexual people, but has since been reclaimed by the community and now serves as an open term for sexualities and identities that are not heterosexual or not conform to the heteronormative lifestyle.

Ehe für Alle is a parliamentary initiative in Switzerland to open up marriage to different partnerships. As political opponents have submitted a referendum, the Swiss people will vote on marriage for all on 26 September 2021. Official website: www.ehefueralle.ch

Where does homosexuality come from?

There are no clear findings on the development of homosexuality so far.

Various studies discuss factors such as genetics, hormones and family structures.

Fascinating article on this: www.swr.de/wissen/1000-antworten/gesundheit/wie-entsteht-homosexualitaet-100.html

Homosexuality in the animal kingdom

Not only humans can be homosexual, but also animals. All kinds of animals have exhibited homosexual behaviour. Giraffes, dolphins and sea lions are among the species that engage in a lot of same-sex sexual activity. An interesting report on this: <https://mag.dbna.com/coming-out/diese-9-tiere-sind-schwul-3808>

Helpful Websites:

www.eduqueer.ch provides various resources for addressing sexual diversity in schools.
www.regenbogenfamilien.ch provides resources for families and professionals and has an extensive bibliography of queer books.

www.gll.ch visits schools and youth organisations to talk about LGBTQ+ issues.

www.abq.ch visits schools to talk about LGBTQ+ issues.

VIV. Information for EC 2

This teaching unit addresses the following competences of the curriculum Lehrplan 21:

NMG.7 Identify and compare ways of life and habitats of humans

NMG 7.1 - 1a Students can describe the everyday worlds (e.g. social environment, family organisation, life in the city, in the country) of children (e.g. in stories, films) and discover familiar and unfamiliar things in them.

NMG 7.1 - 1b Students can describe different characteristics and lifestyles of girls/women and boys/men (e.g. language, culture, disability) and use appreciative language.

NMG.10 Community and Society - Shaping and Engaging Together

NMG 10.2 - 1b The pupils can describe characteristics of friendship (e.g. affection, shared interests) and reflect on their own expectations.







NMG.11 Explore and reflect on basic experiences, values and norms

NMG 11.4 - 1b The pupils can describe and discuss ethically problematic situations from the world of life (e.g. injustice, violence). They can describe and discuss ethically problematic situations from the world of life (e.g. injustice, violence).

+ various competences from Lehrplan 21 in the arts section.

X. Appendix







Memory to print out, cut out,
laminare and play!



Memory to print, cut out, laminate and play!



Memory to print, cut out, laminate and play!









Teaching Unit: Same-Sex Love and Marriage
Memory Game Design: Tim Meier

Memory to print, cut out, laminate and play!



Memory to print, cut out, laminate and play!









Teaching Unit: Same-Sex Love and Marriage
Memory Game Design: Tim Meier

Memory to print, cut out, laminate and play!



Memory to print, cut out, laminate and play!




Teaching Unit: Same-Sex Love and Marriage
Memory Game Design: Tim Meier

Memory to print, cut out, laminate and play!







Powerpoint for the lesson on same-sex love and marriage
Start: The two main characters of the children's book King & King



„Lukas is very fond of Claudia and Claudia is very fond of Lukas. The two have been a happy couple for five years and Lukas is planning to ask Claudia to marry him soon.“




„Kevin and Manuel have been a couple for a long time and like each other very much. As soon as it becomes possible for two men to marry in Switzerland, Manuel has planned to ask Kevin to marry him.“




„Linda and Julia have been a couple for a long time and adopted the two children ten years ago when they were still babies. Patrick and Sarah are very fond of their mothers and their favourite thing to do together is to play Uno cards or even a game of Monopoly.“


Here EC can clarify the term rainbow family.



„Flora and Peter have loved each other for many years. In the meantime they have countless grandchildren and are always happy to spend time with the big family.“



„Jack is a well-known boxer in the USA, but not only is he a boxer himself, he also has a cute boxer dog called Leo. The two are inseparable and everywhere Jack travels Leo is always with him. A terrific friendship!“



„Gabriela and Jakob have been married for over ten years and have a daughter Bianca and a son Julian. The two parents can hardly believe how fast their children are growing. Bianca will already be attending secondary school next year. The Huber family loves spending time together and, for example, going on a trip to Spain during the summer holidays.“

